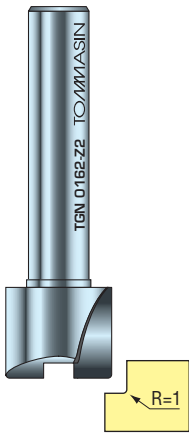


art. **0162-Z2**

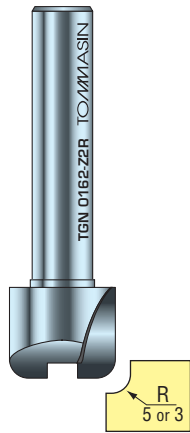


12.000 ÷ 16.000 R.P.M.

STANDARD

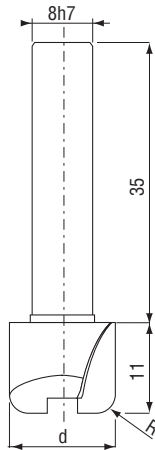
d	8 • 10 • 12 • 14
---	------------------

art. **0162-Z2R**

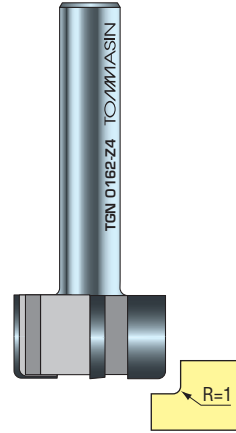


PER PANTOGRAFI AUTOMATICI E MANUALI

FOR AUTOMATIC AND MANUAL PANTOGRAPHS

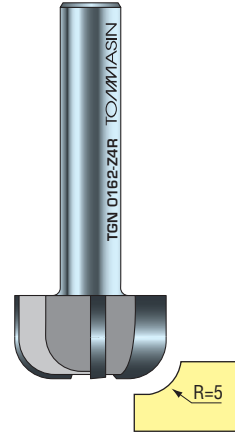


art. **0162-Z4**



6.500 -11.500 R.P.M.


art. **0162-Z4R**



STANDARD

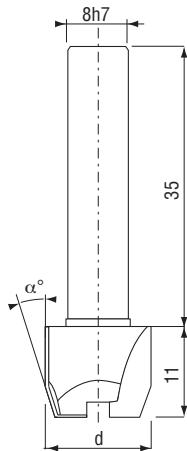
d	16 • 18 • 20 • 25
---	-------------------

art. **0162/A**

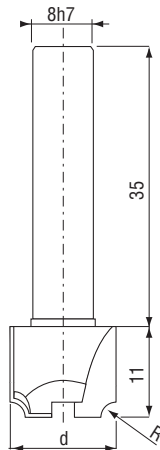
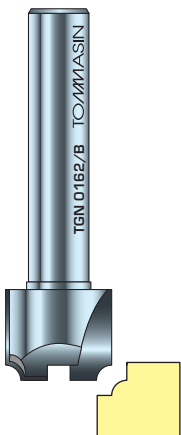


STANDARD

d	14 or 20
α	10° or 30°

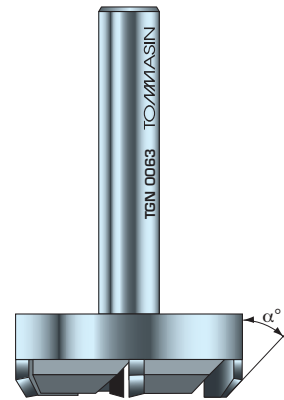


*art. **0162/B**



PER SPIANATURE LEVIGATE - FOR SMOOTH SURFACING

art. **0063**



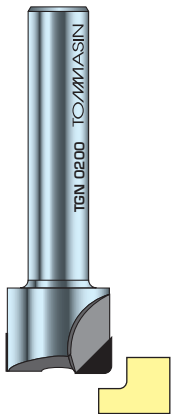
7.000 ÷ 8.000 R.P.M.

STANDARD

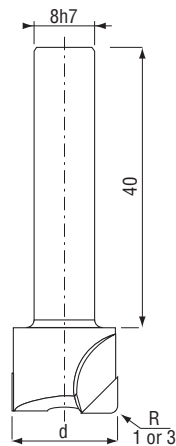
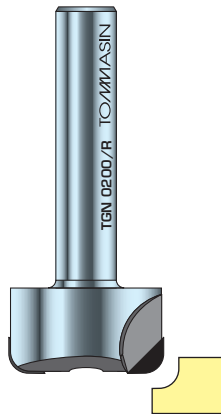
D	8
d	30 • Z6
α	45°

* = a richiesta - on request

art. **0200**



art. **0200/R**



STANDARD

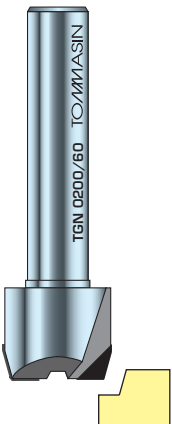
d = 14	Z = 2
d = 20	Z = 2
d = *25	Z = 3

16.000 ÷ 20.000 RPM

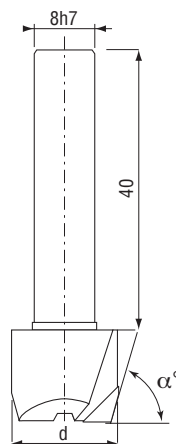
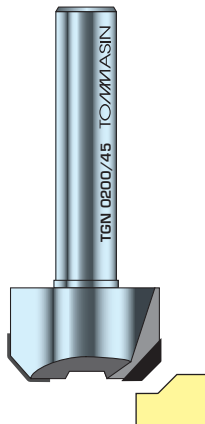
avanzamento/feeding

0.05 ÷ 0.07 mm per dente/mm tooth

art. **0200/60**



art. **0200/45**



STANDARD

d = 14	$\alpha = 60^\circ$
d = 20	$\alpha = 45^\circ$

16.000 ÷ 20.000 RPM

avanzamento/feeding

0.05 ÷ 0.07 mm per dente/mm tooth